



JULIAN CHRISTIAN



OUR STORY

The Julian Christian Collection
was founded on solid simple principles

Stylish and articulate design

Practical in every respect


Exceptional quality across the complete
product range

Outstanding customer support
and after sales service



DESIGNED FOR LIFE

Classic Collection



Sussex

Hayford

Salisbury

Chiltern

Sherbourne


Chatsworth



Sussex

A HAVEN OF TRANQUILITY

Exceptionally attractive and immensely versatile the Sussex offers a unique blend of practicality and style. The exquisite detail of its design results in a building that looks stunning in an open space, or is equally at home fitted snugly into a corner or that 'special' place within your garden. The building's flexibility is further enhanced with the provision of both a small drinks table for six, or the larger folding table which transforms the building into a pleasurable dining experience for four. This perfect blend of 'shape' and 'form', results in a delightful setting for morning coffee or a sumptuous evening meal with family and friends.



*"a perfect day
the perfect place to enjoy it"*



Hayford

A LITTLE GEM

The Hayford might be one of the smaller buildings in the Julian Christian portfolio, but it still delivers at every level. The Hayford is a building that has been meticulously thought through the attention to detail and the quality is without compromise. With its two entrances and carefully designed seating plan the Hayford provides comfortable dining for up to six people, making it spacious enough to accommodate most families or a good gathering of friends. This is a building that will grace any garden large or small, it makes for a stunning focal point whilst providing the perfect place to enjoy alfresco living at its very best

"it gives a real wow factor to the garden without a doubt"





Chiltern

SOMETIMES LESS IS MORE

Sometimes less is more and here the 'circular format' of the Chiltern with its sweeping curves provides a calm and elegant environment in which to relax or entertain. This delightful yet versatile building with its large round table, optional Lazy Susan and two entrances means the Chiltern can comfortably accommodate up to eight people for dinner or ten to twelve for drinks. A stylish addition to any garden, this most charming of buildings with its unique ambiance will delight both family and friends and give you years of enjoyment and pleasure.



*"simple pleasures
great times!"*

Salisbury



A CHARMING RETREAT

Entertain in style with our beautiful Salisbury. The ergonomic and intelligent design results in a stunning building which maximises the use of space and provides uninterrupted, comfortable and elegant dining for up to eight people. With space in mind the Salisbury Building can fit snugly into that awkward corner and is designed to provide its occupants with panoramic garden views. This unusual and graceful design with its two entrances ensures ease of access, enhancing your dining experience and leaving you, your friends and family to enjoy any occasion to the full.



"we are delighted with the building the quality is brilliant"



Sherborne

CALM SANCTUARY

Uncompromisingly elegant, this delightful Garden Building is the embodiment of a design that exudes a passionate and charismatic personality all of its own with its soft curves, attractive styling and sumptuous seating for ten. The Sherborne illustrates our commitment to designing a building which offers complete comfort and absolute style. This delightful Garden Building provides a calm sanctuary in which to relax or entertain making it, without doubt, a classic in every way.



*"Great memories
and happy days"*



DESIGNED FOR LIFE

Lifestyle Collection



Pumpkin

The 'Snug'

The 'Retreat'

Lambourne

Hambleden

Burford

Treetops



Pumpkin

CHARMING & QUINTESSENTIAL

Our aim at Julian Christian is to offer a building for every garden and every purpose. With this objective in mind we have created the Pumpkin offering you the same quirky, rustic, yet practical design. The Pumpkin will undoubtedly set your garden apart from your friends and neighbours, combining spacious accommodation with a truly distinctive visual impact. As with every Julian Christian building, the Pumpkin is built to be practical, with two entrances and seating up to 10 people in comfort.



"Absolutely thrilled with the building.....

The team were hard working and courteous

we couldn't be more pleased or recommend it more highly"

The 'Snug'



A LAZY DAY RELAXING

Adopting the same Lifestyle principles, and built to the highest specifications, The 'Snug' is spacious and versatile with split level accommodation, yet compact enough to fit into those smaller areas. Whether it is a bit of 'me time' or entertaining some close friends or family, you will find The 'Snug' offers a cosy, sumptuous environment delivering unparalleled pleasure, heightened by optional slate ambient lighting allowing you to suit the mood to the occasion.



*"this is exactly what we have been looking for in our garden
it both looks and is a quality product"*

The Retreat



ITS ALL THE DETAIL

If you're looking for something a little bit bigger, then The Retreat is for you! Built to the same exacting standards, it's sumptuous and enticing design provides comfort and seating for up to 10 people, the same experience but with a little upgrade in size. With a range of bespoke options, including a slate wine rack and coffee table, these buildings take the concept of luxury outdoor living to a whole new level!



*“this is one of our favourite places
to sit relax and unwind”*






The 'Snug'



Lambourne

ENTERTAINING IN STYLE

With split level accommodation, generous in 'shape' and 'form' and oozing with an abundance of style and character, these Garden Buildings deliver a 'wow' factor like no other. Whether it is a bit of self-indulgence, a lazy day relaxing with family and friends, or entertaining in style with pre-dinner drinks in the 'Snug' before stepping down into the luxurious dining area for dinner, the pleasure is guaranteed. The Lambourne is the smaller of the three buildings, yet can still comfortably accommodate up to 12 people in style



*"this was a completely spontaneous purchase, one which we have never regretted
it has completely changed the way we live our lives"*



Hambleton

PERFECT SPACE & FORM

The Hambleden stretches the boundaries of design even further delivering what is without question a whole new experience to Outdoor living. Offering a little more space in both the relaxing 'Snug' area and the luxurious living area, the Hambleden can comfortably seat up to 16 people. Designed to be versatile, the Hambleden is the perfect place to pass the time in, whether it is just catching up on a bit of 'me time', relaxing with friends and family, or entertaining in style. Its cosy environment is guaranteed to provoke feelings of warmth, comfort and wellbeing. It truly is the perfect sanctuary within your garden.



*"Enjoying Quality time together with friends & family
Brilliant!"*





Hambleton

(shown with optional accessories)



SOPHISTICATED CHARM

The Burford is truly stunning in every respect. It's split level and voluminous interior provides sumptuous accommodation for up to 20 people. The large yet cosy raised 'relaxation' area provides the ideal place to relax in total comfort . . . the perfect environment to chat among family and friends. Opposite the 'relaxation' area is a spacious dining area accommodating 'All Weather' Rattan dining table and chairs which provide luxurious and sophisticated dining for up to 10 people. The whole building just oozes with an atmosphere of sophisticated tranquility and charm with the additional option of a purpose built integrated roped deck and dedicated barbecue area this building can provide a near perfect all encompassing 'Alfresco' entertaining solution. A building that is truly without compromise.



*"we would like to express our sincere thanks to you and the team
we are absolutely thrilled with the transformation this has
made to our garden"*







Treetops

CHARACTER IN ABUNDANCE

Treetops is a truly exceptional building in every respect. Stunning and articulately designed with every last detail thoroughly thought through. Treetops offers a space that is subtle and elegant, yet completely intoxicating. The unique charm of this outstanding building really does make it the perfect place to chill out and enjoy treasured times with family and friends, show off your cocktail making skills and create many fond and lasting memories.



*"Treetops oozes with style and character
and delivers a wow factor like no other"*





Treetops



ACCESSORIES





ASSURED QUALITY

The Julian Christian Collection is created and made in our dedicated workshop which is located just outside the historic town of Oxford. Our Garden Buildings are designed and manufactured using sophisticated techniques and modern equipment which is backed up by our team of skilled craftsmen. Attention to detail from design through to manufacturing has resulted in a product of uncompromised quality. Each component is hand-picked and quality-checked prior to leaving the workshop. To guarantee the quality of our buildings from start to finish we employ a team of dedicated installers who are trained to erect the buildings on site. They work quickly and efficiently with minimal disruption, the job is usually completed within the same day. And it doesn't stop there! A member of our customer support team will call soon after installation to check that you are completely happy with your building.

Natural Durability

The Julian Christian Collection of luxury Garden Buildings is manufactured using the finest Northern European Redwood. Careful selection ensures a timber of superior quality with a tighter grain, giving added durability. Preservative is then applied to ensure complete protection.

Managed Timber Resources

Our timber is sourced from some of the best-managed forests in Europe. The Forest Stewardship Council (FSC) was set up with the explicit intention to make sure that the world's timber was better managed. A strict set of guidelines was implemented, and only those companies which met these strict criteria were granted FSC status. As a company we fully endorse these policies and always endeavour to source our timber from well-managed forests within Northern Europe.



JULIAN CHRISTIAN

t: 01865 893940

e: sales@julianchristian.co.uk www.julianchristian.co.uk

Julian Christian Limited • Unit 10 Ridgeway • Drakes Drive • Long Crendon • Buckinghamshire • HP18 9BF